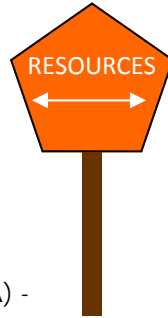


General Parent Resources

- ◇ Common Core State Standards- www.cde.ca.gov/re/cc
- ◇ Common Core Video- www.commoncoreworks.org/page/378
- ◇ K-8 California's Common Core Standards Parent Handbook- www.smmusd.org/edservices/commoncore/pdf/ccsparenthandbook.pdf
- ◇ Parent Roadmaps to Common Core Standards (Council of Great City Schools') - <http://www.cgcs.org/Page/328>
- ◇ Parents' Guides to Student Success (National PTA) - <http://www.pta.org/parents/content.cfm?ItemNumber=2583&navItemNumber=3363>



Common Core Grade Level Resources


- ◇ A Look At Kindergarten Through Grade Six In California Public Schools- www.cde.ca.gov/ci/cr/cf/grlevelcurriculum.asp
- ◇ Learn Zillion—High Quality Lessons For Review By Students All Aligned To CCSS- www.learnzillion.com

Common Core Assessment

- ◇ Smarter Balanced Practice Tests- www.smarterbalanced.org/pilot-test/
- ◇ Smarter Balanced *Fact vs Fiction* - <http://www.cde.ca.gov/ta/tg/sa/smarterbalresources.asp>

Parent/Student Home Resources

- ◇ Family Math Activities- http://www.orecity.k12.or.us/staff/curriculum_resources/mathematics/family_math_activities
- ◇ Everyday Mathematics- <http://everydaymath.uchicago.eduparents/>
- ◇ Reading Resources- <http://www2.ed.gov/parents/read/resources/edpicks.jhtml>



Fourth Grade



COMMON CORE STATE STANDARDS FOR CALIFORNIA SCHOOLS

PARENT ROADMAP

Designed to prepare all students to graduate from high school ready for post secondary education and careers.

Prepared by:
**Tehama County Department of Education
Educational Support Services**

Larry P. Champion
Tehama County Superintendent of Schools
www.tehamaschools.org

(Adapted with permission from the *National PTA*)



This Parent Roadmap Includes:

- An introduction to Common Core State Standards (CCSS).
- An overview of what your child will be learning in English language arts/literacy and mathematics.
- Tips for talking to your child's teacher about his or her academic progress.
- Ideas and activities to help your child extend learning at home.
- Additional resources.






What are the Common Core State Standards (CCSS)?

California has joined a national research-based movement to adopt common standards and assessments for English language arts/literacy and mathematics. Common standards allow for collaboration among states on best practices and professional development. Common learning goals provide a clear vision of what educators, students and parents in all states should aim for. These learning goals help ensure that students meet college and work expectations, are prepared to succeed in a global economy and society, and are provided with rigorous standards. The CCSS include standards for English language arts/literacy and mathematics for each grade level or subject course for K-12. In English language arts/literacy, CCSS are organized by the College and Career Readiness Anchor Standards. These broad standards along with the grade specific ELA standards (reading, writing, speaking and listening, and language) define the skills and understandings students must demonstrate to achieve literacy in all areas. In mathematics, content standards are organized by grade level or subject course (K-12), and include Standards for the Mathematical Practices. These behaviors and practices deepen students understanding of mathematics and enhance their problem solving abilities.



Early Childhood Education Program:

TCDE's Early Childhood Education Department is focused on preparing our students for success in school. We provide quality programs for children 0-5.

-  • Family Child Care Home Education Network provides subsidized care for children 0-3 in family child care settings. Participants must meet income guidelines.
-  • School Readiness serves children 0-5 in Los Molinos, Gerber, and Corning with a home visiting program that includes playgroups and family education. There are no income qualifications for this program.
-  • State Preschool enrolls 4 year olds from income eligible families. Our State Preschools are located on elementary campuses throughout the county. We accept 3 year olds, as space allows.
-  • Local Child Care Planning Council plans for child care by assessing the community needs. Its members include community representatives as well as child care consumers.
-  • California Preschool Instructional Network provides professional development for early childhood educators.

SELPA (Special Education Local Plan Area)

The Tehama County SELPA, a consortium of the 14 schools districts in Tehama County, provides leadership, support, and technical assistance to teachers and families in Tehama County. These programs and services are identified through the IEP process and are specially designed to promote student achievement in the Least Restrictive Environment. Services provided include:

- Leadership of countywide special education staff development to accelerate achievement for all students and eliminate the achievement gap
- Maintenance of a lending library for materials, curriculum, and assistive technology for county schools to support special education students
- Leadership surrounding state and federal mandates regarding special education
- Assistance for all districts in anticipating and responding to current and future challenges and trends in special education
- Collaboration with parents, businesses, and community partners to increase their participation in schools and build public confidence and trust in public education
- Maximization of resources to improve the quality, efficiency, and cost-effectiveness of school districts and the County Office

Student Support Services

Student Support Services provide training, technical assistance, and direct services to schools, parents, students, and community agencies to support physical and emotional health and safety for all Tehama County students. Staff provide leadership and expertise in the areas of school safety and crisis planning, bullying and violence prevention, substance use and teen pregnancy prevention, mental health, mentoring, nutrition, foster and homeless youth services, and truancy/drop-out prevention.



Tehama County Department of Education (TCDE) is dedicated to supporting schools and districts as they work to improve student achievement and meet the needs of all learners. Please visit our website at www.tehamaschools.org for a complete listing of department offerings. The following programs offer resources that may be especially valuable for parents.

Educational Support Services:

TCDE Educational Support Services provides administrators and teachers quality assistance in building knowledge and skills around the district and school culture, goal setting and implementation, and instructional practices. The goal of ESS is to build the capacity of educators to improve student achievement for all. Our services include:



- Professional development workshops
- Administrator and teacher learning community facilitation
- English/language arts and Mathematics instructional coaching
- District/school plan facilitation
- Community educational events
- Educational resources for loan

SERRF After School Program:

The Safe Education and Recreation for Rural Families Program (SERRF) is an after school program which provides a safe, healthy and enriching environment for K-8 school children to participate in:



- Homework Assistance/Tutoring
- Academic Enrichment/Recreation
- Social Skills Development
- Prevention Activities
- Youth Development
- Character Education
- High Education
- Career Exploration

College OPTIONS:

College OPTIONS provides free programs and services to strengthen the college-going culture in Tehama County, by increasing opportunities for students to pursue postsecondary education, and ensuring that all students and their families can make informed decisions about their education and their future.



- Educational Planning Services
 - o Advisors in public schools
 - o Career Assessment Information
 - o Information on preparing for college entrance exams and college admissions application assistance
- Financial Aid Services
 - o Scholarship information and programs
 - o Help with financial aid applications
- Regional Efforts
 - o Programs and college awareness events for students of all ages and their families
 - o College campus visits
 - o Professional development for educators

Why Are Academic Standards Important?

The Common Core State Standards are important because they help ensure that all students, no matter which state they live in, are prepared for success in college and the workforce. They help set clear, consistent, and high expectations for students, parents, and teachers, build your child’s knowledge and skills, and help set high goals for all students. Having clearly defined goals helps families and teachers work together to ensure that students succeed. Standards help parents and teachers know when students need extra assistance or when they need to be challenged. Standards also will help students develop critical thinking skills that prepare them for the world beyond high school.



Today’s students are moving beyond the basics and embracing the 4C’s—“super skills” for the 21st century!



Communication
Sharing thoughts, questions, ideas, and solutions



Collaboration
Working together to reach a goal – putting talent, expertise, and smarts to work



Critical Thinking
Looking at problems in a new way, linking learning across subjects & disciplines



Creativity
Trying new approaches to get things done equals innovation & invention

College & Career Preparation


The first column represents overarching cross-disciplinary literacy expectations also known as the ELA Anchor Standards. The second column, Mathematical Practice Standards, explains the important math processes and proficiencies students should develop to prepare for success.

ELA Anchor Standards	Mathematical Practice Standards
<p>1. Reading</p> <ul style="list-style-type: none"> Key Ideas and Details Craft and Structure Integration of Knowledge and Ideas Range of Reading and Level of Text Complexity <p>2. Writing</p> <ul style="list-style-type: none"> Text Types and Purposes Production of Distribution of Writing Research to Build and Present Knowledge Range of Writing <p>3. Speaking and Listening</p> <ul style="list-style-type: none"> Comprehension and Collaboration Presentation of Knowledge and Ideas <p>4. Language</p> <ul style="list-style-type: none"> Conventions of Standard English Knowledge of Language Vocabulary Acquisition and Use 	<p>1. Make sense of problems and persevere in solving them.</p> <p>2. Reason abstractly and quantitatively.</p> <p>3. Construct viable arguments and critique the reasoning of others.</p> <p>4. Model with mathematics.</p> <p>5. Use appropriate tools strategically.</p> <p>6. Attend to precision.</p> <p>7. Look for and make use of structure.</p> <p>8. Look for and express regularity in and repeated reasoning.</p>



How Can Parents Help at Home?

- Use everyday objects to allow your child to explore the concept of fractions. For example, use measuring cups so students see how many times you have to refill a 1/4 cup to equal a 1/2 cup or how many 1/3's are in two cups. Have students describe two fractions that are equal using a measuring cup (filling a 1/4 measuring cup, twice, is the same as filling one, 1/2 measuring cup).



- Have your child write or describe fractions in different ways. For example, what are some different ways to make 3/4?
Answers could include: $1/4 + 1/4 + 1/4$ or $3 \times 1/4$
- Ask your child create and describe equal fractions. For example, have students take a sheet of paper, fold the paper in half, and then unfold and shade 1/2. Then have students take the same sheet of paper and fold the paper in a half again. Unfold the paper and have students discuss the number of parts that are now shaded. Encourage your child to talk about ways to show that $1/2 = 2/4$. (Students may continue this process creating other equal fractions.)

- Encourage your child to stick with it whenever a problem seems difficult. This will help your child see that everyone can learn math.
- Praise your child when he or she makes an effort and share in the excitement when he or she solves a problem or understands something for the first time.



Tips for Talking With Teachers!



Don't be afraid to reach out to your child's teacher. You are still an important part of your child's education. Ask to see samples of your child's work and discuss his/her progress with the teacher using questions like:

- ◇ Is my child at the level where he/she should be at this point on the school year?
- ◇ How is math progress measured? Can we look at some of his/her work together?
- ◇ Which area of math is my child excelling in?
- ◇ What do you think is giving my child the most trouble? How can I help? Do you have any additional activities that would support my child?
- ◇ Can you show me how you solved this problem in class?
- ◇ Which math topics are coming up? What can I do to help get them ready for upcoming work?
- ◇ What is your preferred method of communication (email, phone, notes home)?
- ◇ How can I keep track of his/her completed assignments? Do you communicate grades online?

Future Graduate Lane

Four Attributes of College & Career Ready Students

<p>Academic Behaviors Students possess the ability to organize their academic work, engage in self-assessment of progress toward course outcomes, manage their time effectively, and complete or refine assignments with precision and accuracy.</p>	<p>Higher Order Skills Students possess the ability to solve problems using critical thinking, reasoning and interpretation of research and results, communicated in a manner that conveys clear understanding of various solutions.</p>
<p>Real World Application Students possess the ability to successfully complete problems connected to real world scenarios that require conceptual application of content knowledge, collaborative group work and use of various forms of media.</p>	<p>Academic Language Students possess the ability to demonstrate mastery of content area skills and concepts through the appropriate use of academic language (reading, writing and speaking) as defined by the level of rigor within the standard.</p>
<p>College and career ready students possess the ability to solve real world problems through the conceptual application of key content knowledge using higher order thinking skills.</p>	

Highlights of

English Language Arts

Students in fourth grade are in a new stage of reading and learning. They read a wide variety of literature in different genres and reflect on different cultures and times. They also analyze informational text, considering the structure and organization. Students will continue to build important reading, writing, speaking, listening, and language skills as they process these two types of text. They will read more challenging literature, articles, and other sources of information and continue to expand their vocabulary. They will also be expected to clearly explain in detail what they have read by referring to details or information from the text. In writing, students will organize their ideas and develop topics with reasons, facts, details, and other information. They will learn to use technology to find information, interact, and collaborate with others.



Samples of the Work Your Student Will Be Doing

- ◇ Identifying the theme or main idea of a story, play, or poem.
- ◇ Explaining how an author uses facts, details, and evidence to support their points.
- ◇ Reading and understanding information presented in charts, graphs, timelines, or illustrations.
- ◇ Taking notes and organizing information from books, articles, and online sources to learn more about a topic.
- ◇ Learning and using new words, including words related to specific subjects.
- ◇ Learning and using rules of spoken and written English.
- ◇ Writing stories with dialogue and descriptions of character's actions, thoughts, and feelings.
- ◇ Writing research or opinion papers over extended periods of time.
- ◇ Participating in class discussions by listening, asking questions, sharing ideas, and building on the ideas of others.
- ◇ Giving a class presentation on a topic or telling a story using relevant, organized facts and details and speaking clearly.



Math Progressions



Here is an example of how students will develop mathematical skills across grade levels as they continue to challenge themselves throughout each year.

Third Grade

Quickly and accurately add and subtract numbers through 1000 using knowledge of place value. Use place value understanding to multiply and divide numbers up through 100.

Fourth Grade

Recognize that in a multi-digit whole number, a digit in one place represents ten times what it represents in the place to its right. Use place value understanding to find the product of two multi-digit numbers.

Fifth Grade

Recognize that in a multi-digit number, a digit in one place represents 10 times as much as it represents in the place to its right and 1/10 of what it represents in the place to its left.

Sample of What Students Will Be Asked To Do

To find the area of this rectangle, students can first break it down into three parts. The length of each part can then be multiplied by the width of 18. $18(600+40+9) = 18 \times 600 + 18 \times 40 + 18 \times 9$.



Mathematics

In Grade 4, your child will develop an understanding and fluency with multi-digit multiplication and division. Students will continue to solve problems involving equal fractions, comparing fractions, adding, subtracting and multiplying fractions. They will also start to understand the relationship between fractions and decimals. In geometry they will analyze and classify shapes based on their properties.



Samples of the Work Your Student Will Be Doing


- ◇ Adding, subtracting, multiplying and dividing multi-digit whole numbers up to 1 million, quickly and accurately.
- ◇ Solving multi-step word problems, including problems involving measurement and converting measurements from larger to smaller units.
- ◇ Extending understanding of fractions by comparing the size of two fractions with different numerators and different denominators .
- ◇ Creating equal fractions:

$$\frac{3}{4} = \frac{3 \times 2}{4 \times 2} = \frac{6}{8}$$

- ◇ Adding and subtracting fractions with the same denominator :

$$\frac{3}{8} = \frac{1}{8} + \frac{1}{8} + \frac{1}{8}$$

- ◇ Connecting addition of fractions to the concept of angle measurement.
- ◇ Representing and interpreting data.
- ◇ Converting fractions with denominators of 10 or 100 into decimals, comparing them using the symbols > =, and <, and locating them on a number line.



ELA Progressions



Here is an example of how students will develop literacy skills across grade levels as they read and write increasingly challenging works of literature and informational text.

Third Grade Reading

Students recount stories, describing the central lesson, how it is developed in the text, and how their point of view can be distinguished from the narrator or characters.

Fourth Grade Reading

Students determine the theme of a story, play, or poem from the details and summarize it. They can compare/contrast the point of view from which different stories are told.

Fifth Grade Reading

Students determine the theme of a story, play, or poem from the details, including how characters respond to challenges. They can summarize the text and describe how the narrator's point of view influences how events are described.

Third Grade Writing

Students introduce a topic, use details to develop points, group related details together, use linking words in writing, and provide a concluding statement.

Fourth Grade Writing

Students introduce a topic, develop it with facts and quotations, group related information into paragraphs, link connecting ideas within categories using phrases, integrate subject-specific vocabulary, and provide a concluding statement.

Fifth Grade Writing

Students provide a clear topic, develop it with details, group related information logically, use formatting, link ideas within and across categories, use precise subject-specific vocabulary, and conclude with a statement of explanation.

Samples of Texts Students Will Work With

Literature: *Alice's Adventures in Wonderland; Tuck Everlasting*
 Informational: *"Good Pet, Bad Pet"; Horses; About Time; A First Look at Time and Clocks*



Samples of What Students Will Be Asked To Do

Literature

After reading Natalie Babbitt's *Tuck Everlasting*, describe in depth the idyllic setting of the story, drawing on specific details in the text to describe the scene.

Informational

Explain the relationship between time and clocks using specific information drawn from Bruce Koscielniak's *About Time: A First Look at Time and Clocks*.

Tips for Talking with Teachers!

Don't be afraid to reach out to your child's teacher. You are still an important part of your child's education. Ask to see samples of your child's work and discuss his/her progress with the teacher using questions like:

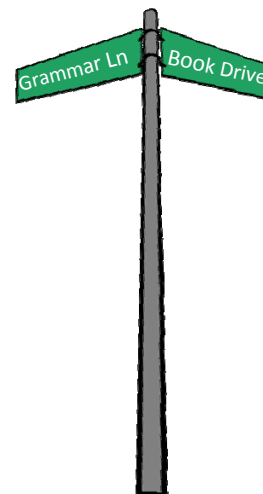
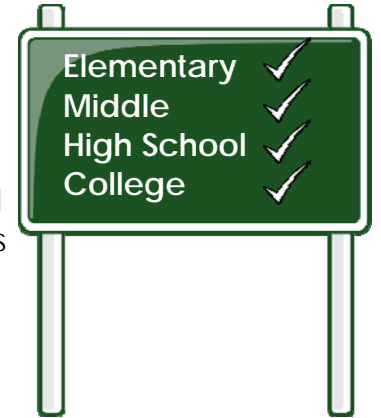


- ◇ Is my child at the level in reading and writing where he/she should be at this point of the school year?
- ◇ What do you think is giving my child the most trouble in literacy? How can I help my child improve in this area?
- ◇ Where is my child excelling? How can I support this success?
- ◇ How can I help my child build their writing skills at home?



How Can Parents Help at Home?

- ◇ Provide time and space away from distractions for your child to read independently.
- ◇ Have your child share with you what he/she learned from reading and how that knowledge can be used in real life. Have him/her read the most interesting sections aloud.
- ◇ Keep track of the time your child spends reading every day. Note what kind of reading materials he/she likes and look for additional materials that would encourage your child to read more.



- ◇ Provide opportunities for your child to write short research pieces about upcoming family trips or events, using writing that is clear and purposeful.
- ◇ Encourage your child to develop proficient listening and speaking skills by having them paraphrase presented information and speak clearly using complete sentences.